



**5 GHz PtMP LTU™ Client Radio with
Advanced RF Performance**

Proprietary Ubiquiti® LTU Processor

Integrated 24 dBi Dish Antenna

10/20/30/40/50 MHz Channel Width Flexibility

Model: LTU-Pro



Overview

Featuring an integrated 24 dBi dish antenna, the LTU Pro is a 5 GHz subscriber station that functions as a CPE (Customer Premises Equipment) in a Point-to-MultiPoint (PtMP) environment with the LTU Rocket® as the basestation.

Proprietary LTU Technology

Based on Ubiquiti's LTU technology, the LTU Pro is not impeded by the limitations of standard 802.11 Wi-Fi technology. Its custom LTU silicon and radio architecture provide up to 600+ Mbps¹ of real TCP/IP throughput and modulation rates of up to 4096QAM².

CPE Modes

The LTU Pro supports both bridged and built-in hardware NAT router modes to suit your specific deployment.

Frequency Split

The LTU Pro can use different frequencies for TX and RX to avoid interference.

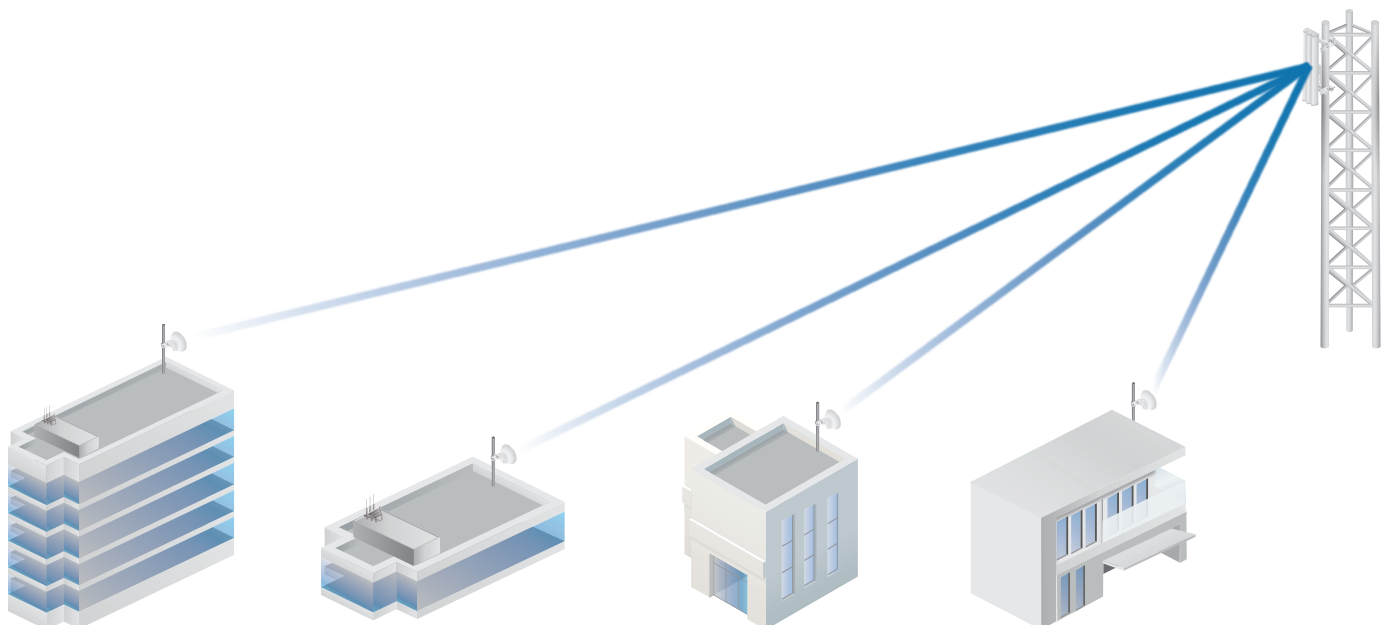
¹ 1+ Gbps with future firmware upgrade.
² Available with future firmware upgrade.



Robust Pole Mount Design

The LTU Pro is designed for quick yet reliable mounting on a pole. It features a built-in mechanical tilt; the mounting bracket allows convenient adjustments to the elevation with a range of ± 15°.

Deployment Example

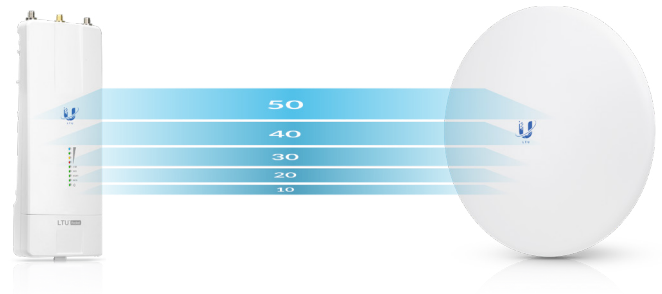


In a PtMP link, the LTU Pro functions as CPEs to the LTU Rocket, which is paired with an airMAX® sector antenna.

Channel Width Flexibility

Channel width flexibility allows independent TX and RX channel frequency configurations anywhere within the radio band to avoid local interference. Channel width options include the following:

- 10 MHz
- 20 MHz
- 30 MHz
- 40 MHz
- 50 MHz
- Up to 100 MHz*



Auto Power Adjustments

By default, the Auto Output Power option allows the LTU Pro to set the output power (EIRP) to the appropriate level.

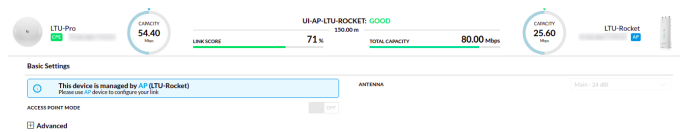
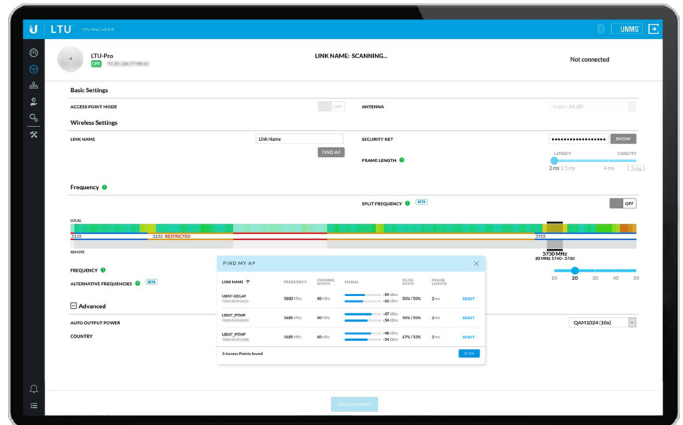
Signal Control

The LTU Pro's TX output power is controlled by the AP's target TX output power. A PtMP network can manage signal levels to enhance network stability and achieve optimal wireless performance with the highest possible modulation.

Convenient Configuration

To manage the LTU Pro, you have two options: the LTU Configuration Interface and Ubiquiti Network Management System (UNMS™). Either option lets you manually configure the LTU Pro.

Within the LTU Configuration Interface, you can manually configure the LTU Pro or manage it from the AP side using the Find My AP feature. The LTU Pro will automatically scan for APs using the same channel bandwidth. Select the appropriate AP and then use it to configure the LTU Pro.

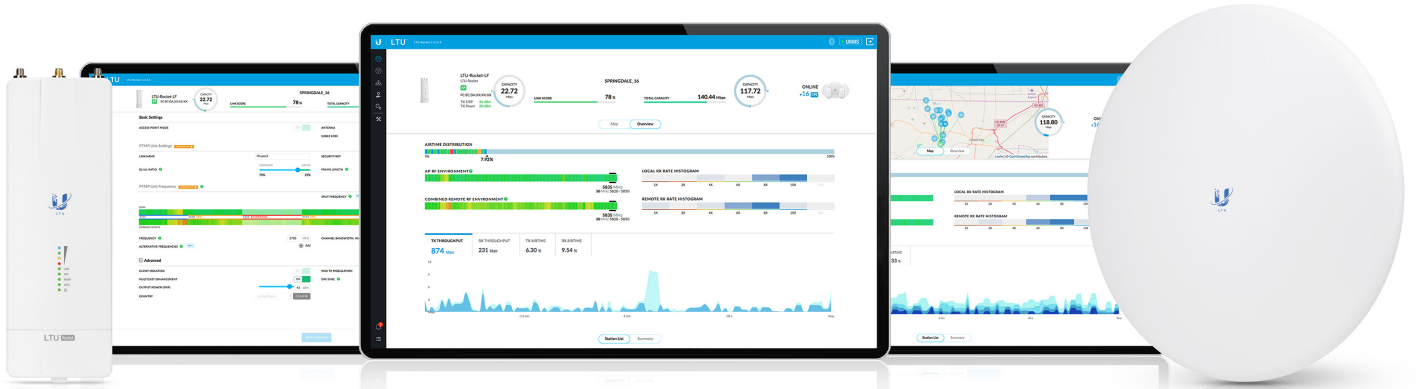


Integrated GPS

Built-in GPS improves synchronization and allows map and Fresnel views on the Dashboard.

* Available with future firmware upgrade.

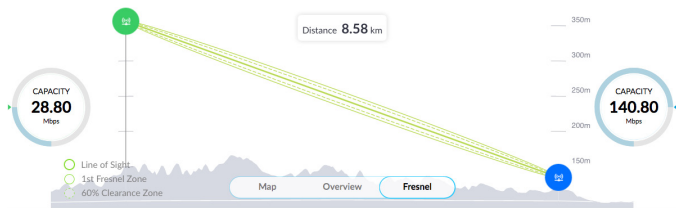




LTU Configuration Interface

PtMP Dashboard

The Dashboard offers map and Fresnel views* so you can visualize the network. The map view shows your PtMP links overlaid on a geographic map, while the Fresnel view shows the link calculated for your selected CPE, including line of sight, first Fresnel zone, and 60% clearance zone.

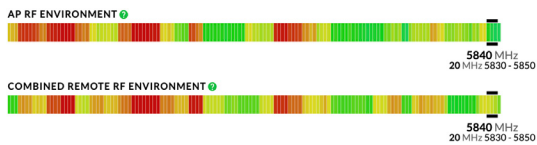


New graphs provide instant status updates and help you to detect connectivity issues and their effects on PtMP performance:

- The airtime distribution bar graph displays in real time how much airtime each CPE is using. Click any point to view the airtime and link score for a specific CPE.



- The AP RF environment bar graph shows ambient RF noise levels across the frequency spectrum.
- The combined remote RF environment bar graph also shows ambient RF noise levels but for the combined environment of all of the remote CPEs.



* Available for models equipped with GPS.

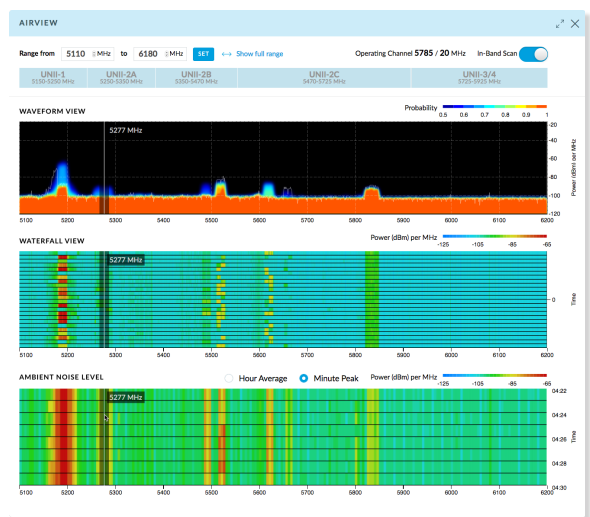
- The local and remote RX rate histograms show the receive modulation rates of the various CPEs.



Real-Time Spectral Analysis

airView® spectral analysis runs on a dedicated and independent receiver, which has excellent EVM (Error Vector Magnitude) performance.

The receiver can also perform other tasks, such as a search for channel occupancy, DFS detection, and automatic channel/frequency assignment. Calibration (signal level measurement accuracy) and resolution bandwidth options are enhanced. Spectral zoom (user-defined scan limits) is also available.



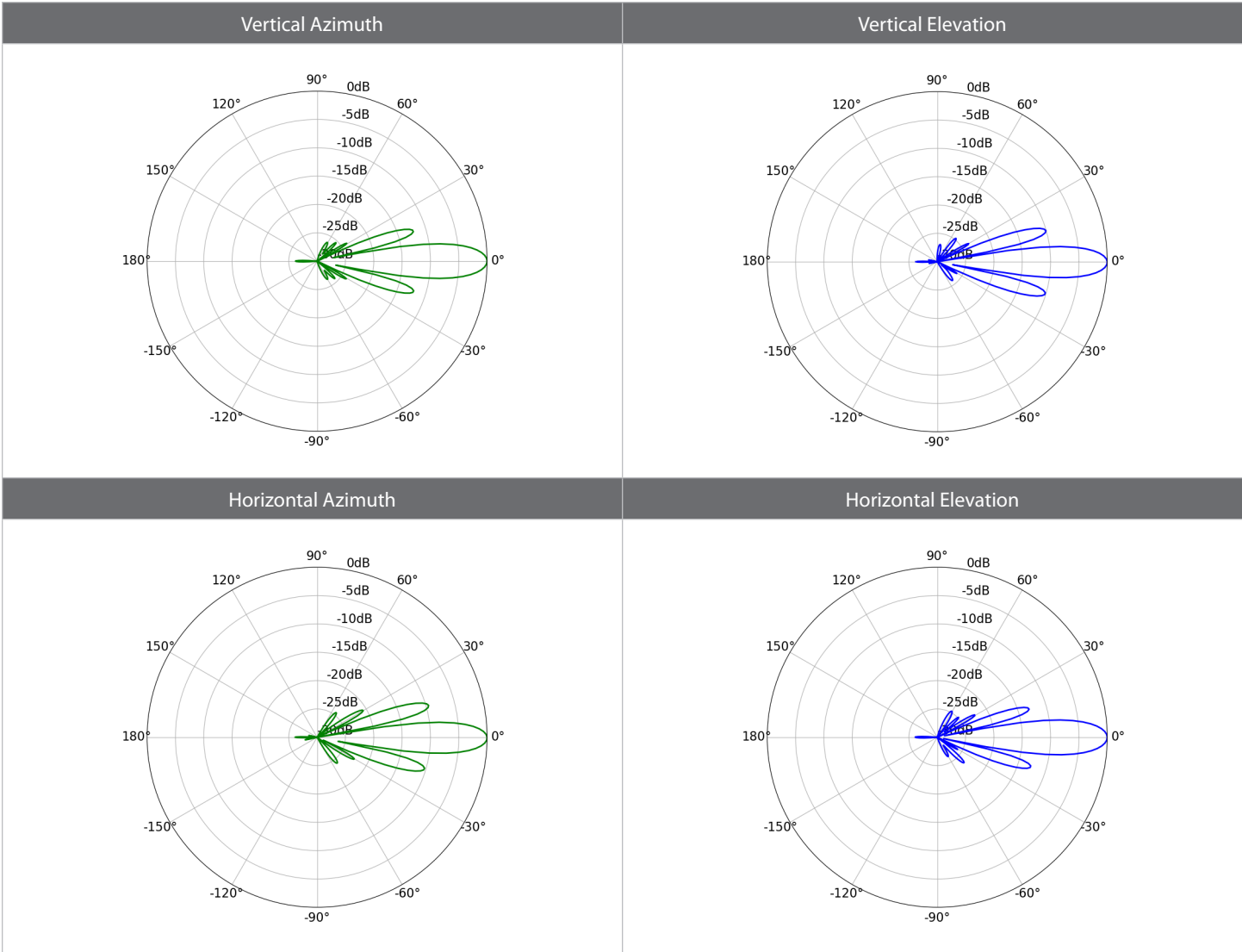
LTU-Pro	
Dimensions	316.5 x 316.5 x 174.3 mm (12.46 x 12.46 x 6.86")
Weight	1.3 kg (2.87 lb)
Networking Interface	(1) 10/100/1000 Ethernet Port
Enclosure	Outdoor UV Stabilized Plastic
Max. Power Consumption	9W
Power Supply	24V, 0.5A Gigabit PoE Adapter (Included)
Power Method	24V Passive PoE (Pairs 4, 5+; 7, 8-)
Voltage Range	22 - 26V
Max. Conducted TX Power	22 dBm (per Chain)
Gain	24 dBi
Beamwidth	14°
Sidelobe Level	-10 dB
Front-to-Back Ratio	27 dB
Mounting	Pole-Mount (Kit Included)
Wind Loading	150 N @ 200 km/h (33.72 lbf @ 125 mph)
Wind Survivability	200 km/h (125 mph)
ESD/EMP Protection	± 24kV Contact/Air
Operating Temperature	-5 to 40° C (23 to 104° F)
Operating Humidity	10 - 90% Noncondensing
Certifications	CE, FCC, IC



Operating Frequency (MHz)	
Worldwide	4800 - 6200*
US/CA	
U-NII-1	5150 - 5250
U-NII-2A	5250 - 5350
U-NII-2C	5470 - 5725
U-NII-3	5725 - 5850

* Depends on regulatory region.

Bluetooth LE Management Radio (MHz)	
Worldwide	2400 - 2483.5



Specifications are subject to change. Ubiquiti products are sold with a limited warranty described at: ui.com/support/warranty
 The limited warranty requires the use of arbitration to resolve disputes on an individual basis, and, where applicable, specify arbitration instead of jury trials or class actions.
 ©2019-2020 Ubiquiti Inc. All rights reserved. Ubiquiti, Ubiquiti Networks, the Ubiquiti U logo, the Ubiquiti beam logo, airMAX, airOS, airView, LTU, Rocket, and UNMS are trademarks or registered trademarks of Ubiquiti Inc. in the United States and in other countries. Apple and the Apple logo are trademarks of Apple Inc., registered in the U.S. and other countries. App Store is a service mark of Apple Inc., registered in the U.S. and other countries. Android, Google, Google Play, the Google Play logo and other marks are trademarks of Google LLC. All other trademarks are the property of their respective owners.

