

OPTICAL FIBER CABLES


CFO 2 900 · CFO 2 900N ·
CFO 12 900 · CFO 24 900 ·
CFO 48 900 · CFO 24 250 ·
CFO 48 250



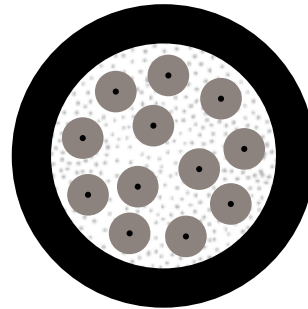
EKSELANS BY ITS



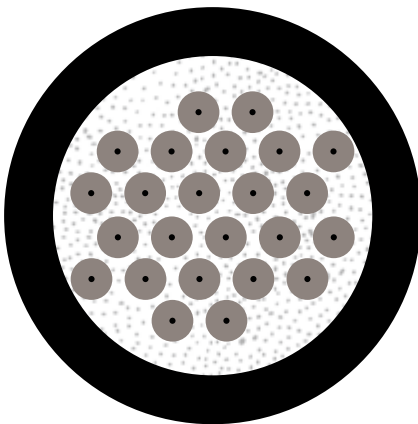
CFO 48 900
DETAIL



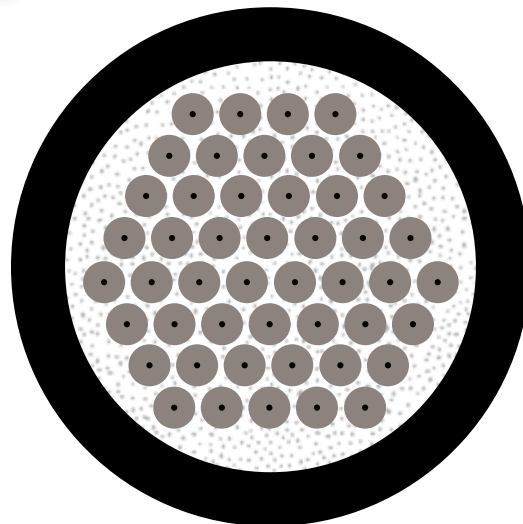
CFO 2 900
CFO 2 900N



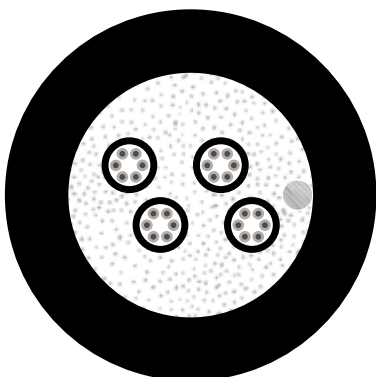
CFO 12 900




CFO 24 900



CFO 48 900

















CFO 24 250



CFO 48 250

TABLA TÉCNICA

REFERENCE			CFO 2 900	CFO 2 900N	CFO 12 900	CFO 24 900	CFO 48 900	CFO 24 250	CFO 48 250
Code			360001	360008	360002	360003	360004	360005	360006
Fiber	Number of fibers		2	2	12	24	48	24	48
	Type of fiber		G.657A2	G.657A2	G.657A2	G.657A2	G.657A2	G.657A2	G.657A2
	Field mode diameter @ 1310nm	µm	8,8±0,4	8,8±0,4	8,8±0,4	8,8±0,4	8,8±0,4	8,6±0,4	8,6±0,4
	Field mode diameter @ 1550nm	µm	9,8±0,5	9,8±0,5	9,8±0,5	9,8±0,5	9,8±0,5	9,6±0,5	9,6±0,5
	Cladding diameter	µm	124,8±0,7	124,8±0,7	124,8±0,7	124,8±0,7	124,8±0,7	124,8±0,7	124,8±0,7
	Cladding non-circularity	%	≤0,7	≤0,7	≤0,7	≤0,7	≤0,7	≤0,7	≤0,7
	Core-Cladding concentricity error	µm	≤0,5	≤0,5	≤0,5	≤0,5	≤0,5	≤0,5	≤0,5
	Cutoff wavelength	nm	≤1260	≤1260	≤1260	≤1260	≤1260	≤1260	≤1260
	Attenuation @ 1310 nm	dB/Km	≤0,4	≤0,4	≤0,4	≤0,4	≤0,4	≤0,4	≤0,4
	Attenuation @ 1550 nm	dB/Km	≤0,3	≤0,3	≤0,3	≤0,3	≤0,3	≤0,3	≤0,3
	Macrobending loss @ 1 turn x 7,5mm radius @ 1550nm	dB	≤0,5	≤0,5	≤0,5	≤0,5	≤0,5	≤0,4	≤0,4
Macrobending loss @ 1 turn x 7,5mm radius @ 1625nm	dB	≤1	≤1	≤1	≤1	≤1	≤0,8	≤0,8	
Coating	Coating diameter	µm	245±5	245±5	245±5	245±5	245±5	245±5	245±5
	Coating non-circularity	%	≤6	≤6	≤6	≤6	≤6	≤6	≤6
	Cladding-coating concentricity error	µm	≤12	≤12	≤12	≤12	≤12	≤12	≤12
	Coating color		-	-	-	-	-		
Buffer	Buffer diameter	µm	850±50	850±50	850±50	850±50	850±50	-	-
	Buffer material		LSZH	LSZH	LSZH	LSZH	LSZH	-	-
	Buffer color(s)							-	-
Construction	Subelements		-	-	-	-	-	4 subconducts, 6 fibers	6 subconducts, 8 fibers
	Subelements material		-	-	-	-	-	LSZH	LSZH
	Subelement diameter	cm	-	-	-	-	-	1,2	1,2
	Subelement thickness	mm	-	-	-	-	-	0,15	0,15
	Subelement colors		-	-	-	The other set of optical fibers has 1 black color ring printed	The other three sets of optical fibers has 1, 2, and 3 black color rings printed respectively		
Reinforcement yarns		Aramid	Aramid	Aramid	Kevlar	Kevlar	Kevlar	Kevlar	
Outer Jacket	Jacket diameter	mm	4,0±0,2	4,0±0,2	6,2±0,2	8,5±0,3	10,5±0,5	8,0±0,2	8,0±0,2
	Jacket thickness	mm	0,8	0,8	0,8	1	1,1	1,35	1,35
	Jacket type		FR-LSZH	Black PE	FR-LSZH	FR-LSZH	FR-LSZH	FR-LSZH	FR-LSZH
	CPR Level								
	Jacket color								
Rip Cord	Material		-	-	-	-	-	Polyester	Polyester
	Thickness	mm	-	-	-	-	-	0,75	0,75
General	Tension (Long term)	N	250	250	250	500	600	500	500
	Tension (Short term)	N	500	500	500	1000	1200	1000	1000
	Crush (Long term)	N/10cm	300	300	300	300	300	100	100
	Crush (Short term)	N/10cm	1000	1000	1000	1000	1000	500	500
	Min. Bend Radius Dynamic	mm	10D	10D	10D	20D	20D	20D	20D
	Min. Bend Radius Static	mm	5D	5D	5D	10D	10D	10D	10D
	Installation temperature	°C	-20-60	-20-60	-20-60	-10-50	-10-50	-10-50	-10-50
	Operative temperature	°C	-40-70	-40-70	-40-70	-20-60	-20-60	-20-60	-20-60
Storage temperature	°C	-40-70	-40-70	-40-70	-20-60	-20-60	-20-60	-20-60	