

## fibre optic cleaner pen

Product Information	ACE-PI-cleaner pen
Article nr. / Id	: cleaner pen
Version	: 01
Date of issue	: 09-nov-2015

### Introduction



The fibre optic cleaner pen (or cleaner pen) is designed to clean the ferrule end faces by removing dust, oil, and other debris without damaging the ferrule end face.

Two article numbers are available:

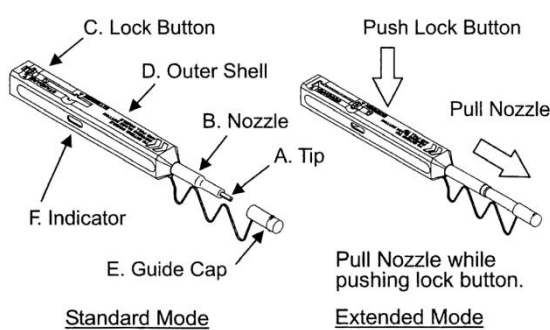
- 430160: cleaner pen for 1.25 mm ferrules (LC, MU)
- 430161: cleaner pen for 2.5 mm ferrules (FC, SC, E2000)

This document provides generic information that applies to both types fibre optic cleaner pens. An enhanced explanation of the usage of the cleaner pen is provided with every pen.

### Document history

Version	Date	Comment
01	06-11-2015	First release

### Device construction



No.	Part name	Function
A	Tip	Lead the cleaning cloth to the optical connector end face
B	Nozzle	Lead tip to the optical connector end face
C	Lock button	Push the button to extend and contract the nozzle
D	Outer shell	Push the outer shell to clean the connector
E	Guide cap	Acts as dust cap or cleaning adapter for connector plug
F	Indicator	Provides indication of remaining cleaning cloth

Dimensions:	
18 x 18 x 180	18 x 18 x 210

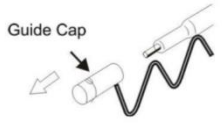
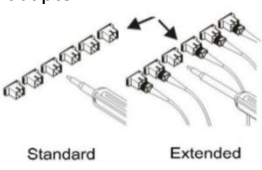
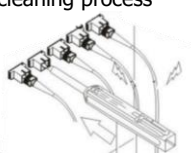
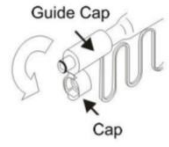
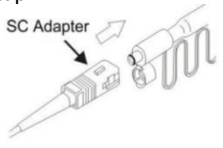
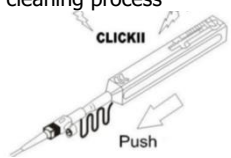
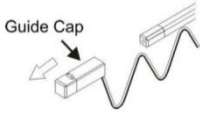
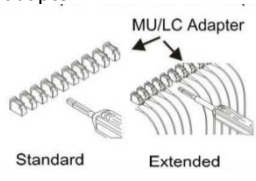
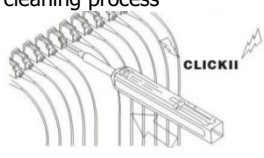
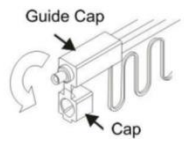
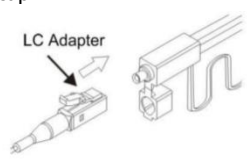
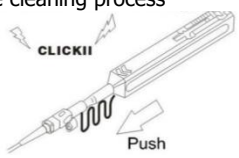
### Notes on application

The ACE cleaner pen uses a simple one-push action to quickly and effectively clean contamination from the end-face of connectors on cords or in adapters, reducing cleaning time. It is effective for removing oil, dust, and dirt particulates that can have a negative impact on fiber optic network performance. The cleaner pen can perform 800 cleans, reducing cleaning cost. Available for SC, FC, E2000, LC and MU connectors with PC or APC polishes.

The cleaner pen is compatible to clean a dedicated surface:


- do not use the 2.5 cleaner pen for ferrules with diameter other than 2.5 mm
- do not use the 1.25 cleaner pen for ferrules with diameter other than 1.25 mm

For storage: do not expose the device to direct sunlight, high temperature or high humidity. The cover on the guide cap should be closed at all times when the device is not in use.


Instruction 2.5 mm cleaner pen		Instruction 1.25 mm cleaner pen	
<p><b>Clean ferrule through adapter</b></p> <p>1. Remove guide cap from the device</p>  <p>2. Insert tip of clearer into SC adapter</p>  <p>3. Push the outer shell to start cleaning the SC connector. A "click" indicates the end of the cleaning process</p> 	<p><b>Clean ferrule direct</b></p> <p>1. Open the cover on the guide cap</p>  <p>2. Insert ferrule into the guide cap</p>  <p>3. Push the outer shell to start cleaning the SC connector. A "click" indicates the end of the cleaning process</p> 	<p><b>Clean ferrule through adapter</b></p> <p>1. Remove Guide cap from the device</p>  <p>2. Insert tip of clearer into LC adapter</p>  <p>3. Push the outer shell to start cleaning the LC connector. A "click" indicates the end of the cleaning process</p> 	<p><b>Clean ferrule direct</b></p> <p>1. Open the cover on the guide cap</p>  <p>2. Insert connector in the guide cap</p>  <p>3. Push the outer shell to start cleaning the LC connector. A "click" indicates the end of the cleaning process</p> 

## Benefits

- Simple one-push action cleans connectors on cords or in adapters
- Consistent high quality cleaning without alcohol or other solvents
- One type available for SC, FC and E2000 connectors, and one type for LC and MU connectors
- APC and PC polished ferrule compatible
- One cleaner pen can be used for over 800 wipes → low cost per clean



Ferrule before cleaning



Ferrule after cleaning